



ಬೃಹತ್ ಬೆಂಗಳೂರು ಮಹಾನಗರ ಪಾಲಿಕೆ
Bruhat Bengaluru Mahanagara Palike



BBMP COVID-19 WAR ROOM 14.06.2023

BBMP / COVID-19 WAR ROOM / BULLETIN – 1178/ 14.06.2023 / #BBMPfightsCOVID19



OVERVIEW OF COVID-19 IN BENGALURU

CASE TRENDS ACTIVE CASES **10**

<u>Confirmed Cases</u>	<u>Recovered Cases</u>	<u>Death Cases</u>
1 18,86,821 [#]	3 18,69,810 [#]	0 17,001 [#]

HOSPITALIZATION **0**

<u>ICU – V</u>	<u>ICU</u>	<u>HDU</u>	<u>General</u>
-	-	-	-

INCLUDES GOVT. QUOTA AND PRIVATE WALK-IN HOSPITALIZATION

VACCINATION **1** 2,07,01,049[#]

<u>First Dose</u>	<u>Second Dose</u>	<u>Precaution Dose</u>
0 96,89,926 [#]	1 95,11,710 [#]	0 14,99,413 [#]

TRIAGING

MTU
0

Tele Triage
0

ACTIVE CZs

0

MCZs (< 5 cases)
0

Clusters (> 5 cases)
0

TESTING **1,082** 3,24,36,146[#]

<u>RAT</u>	<u>RTPCR</u>
431	651

Positivity :0.45%
*FOR LAST 7 DAYS

: indicates cumulative numbers till date



ABSTRACT OF COVID-19 SCENARIO IN BENGALURU



	MALE			FEMALE			TRANSGENDER			TOTAL		
	Last 24 Hours	Last 7 Days	Cumulative	Last 24 Hours	Last 7 Days	Cumulative	Last 24 Hours	Last 7 Days	Cumulative	Last 24 Hours	Last 7 Days	Cumulative
Positive Cases	0	15	11,11,971	1	16	7,74,654	0	0	196	1	31	18,86,821
Recovered Cases	1	35	10,99,626	2	33	7,69,054	0	0	187	3	68	18,69,810
Death Cases	0	0	10,770	0	0	6,227	0	0	4	0	0	17,001
Total Tests Done	In Last 24 hrs. : 1,082			In last 7 days : 6,897			Cumulative : 3,24,36,146					
Vaccine Doses Administered	In Last 24 hrs. : 1			In last 7 days : 60			Cumulative : 2,07,01,049					
ACTIVE CASES									10			

*Covid deaths occurred today : 00 | Covid deaths occurred beyond last 24hrs., reported today : 00




LAST 24 HOURS AGE GROUP AND GENDER WISE DISTRIBUTION




Positive Cases : 1

Female Male Transgender



Recovered Cases : 3



Death Cases : 0

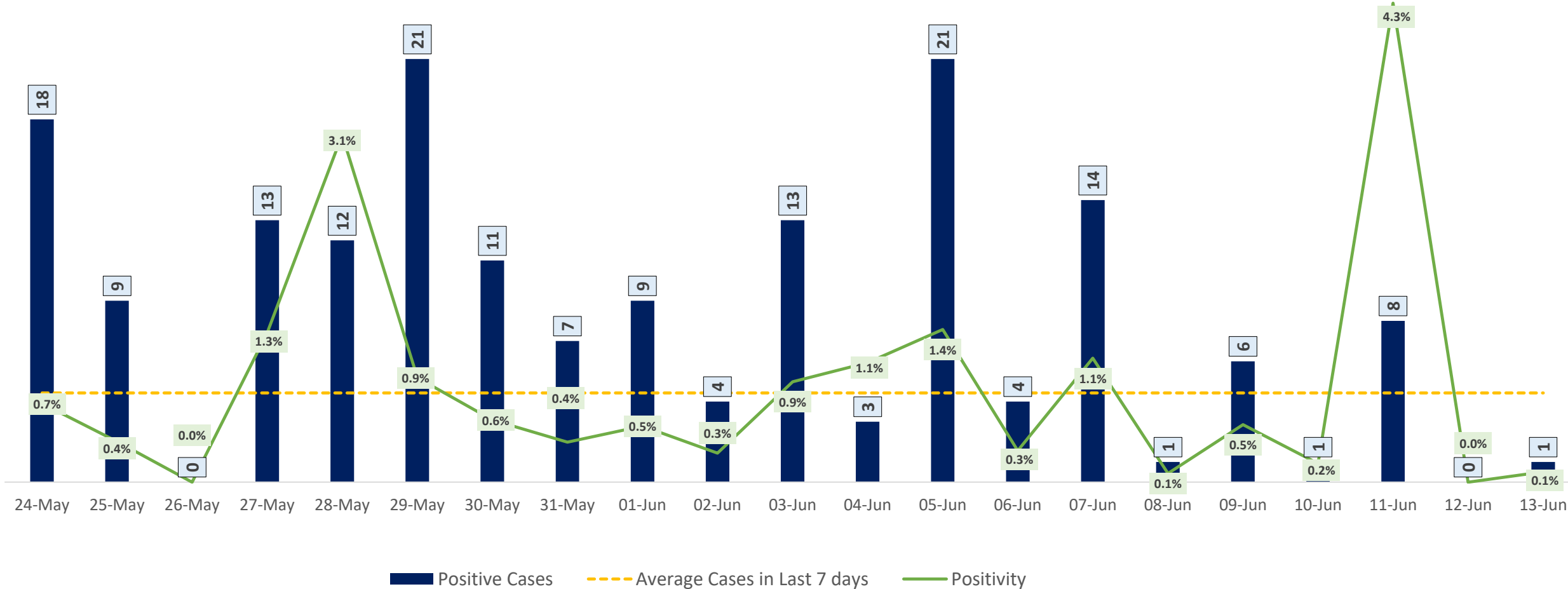




POSITIVITY RATE OF BENGALURU – LAST 21 DAYS



Average Cases in Last 7 days : 4

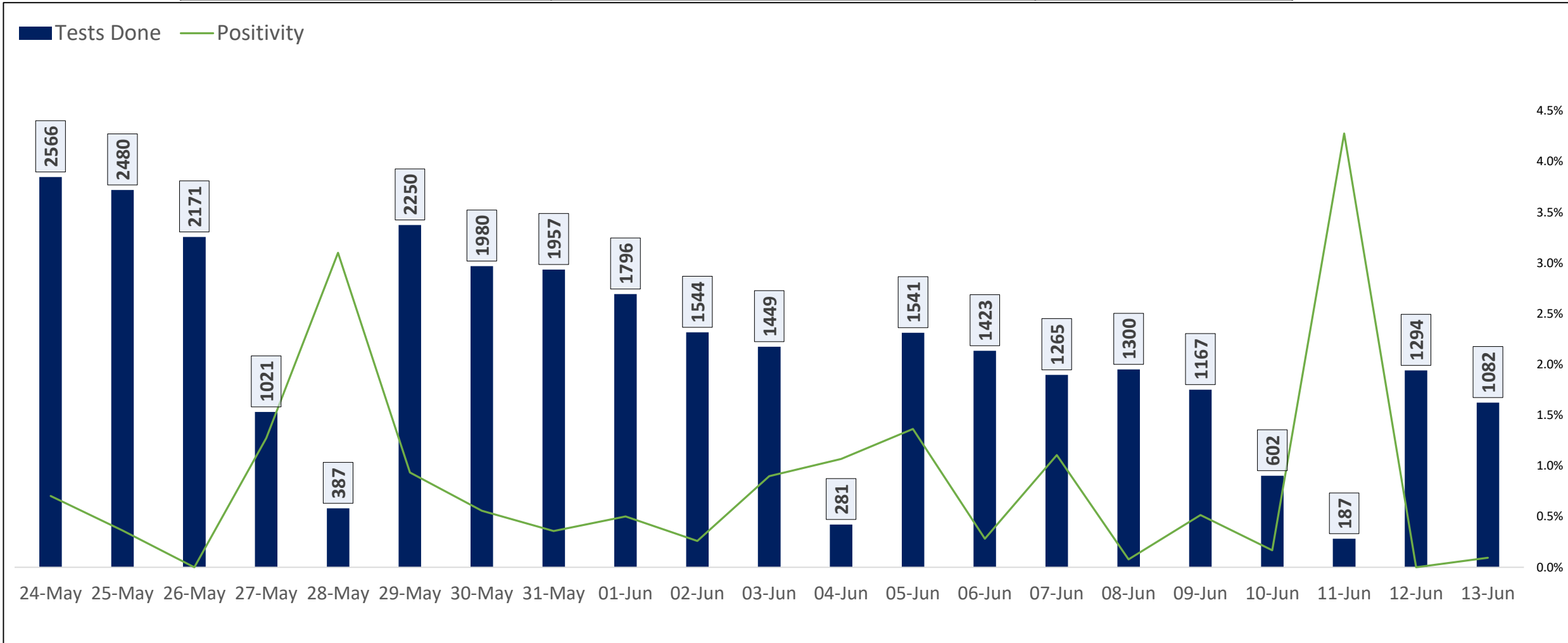




TESTING TRENDS IN BENGALURU

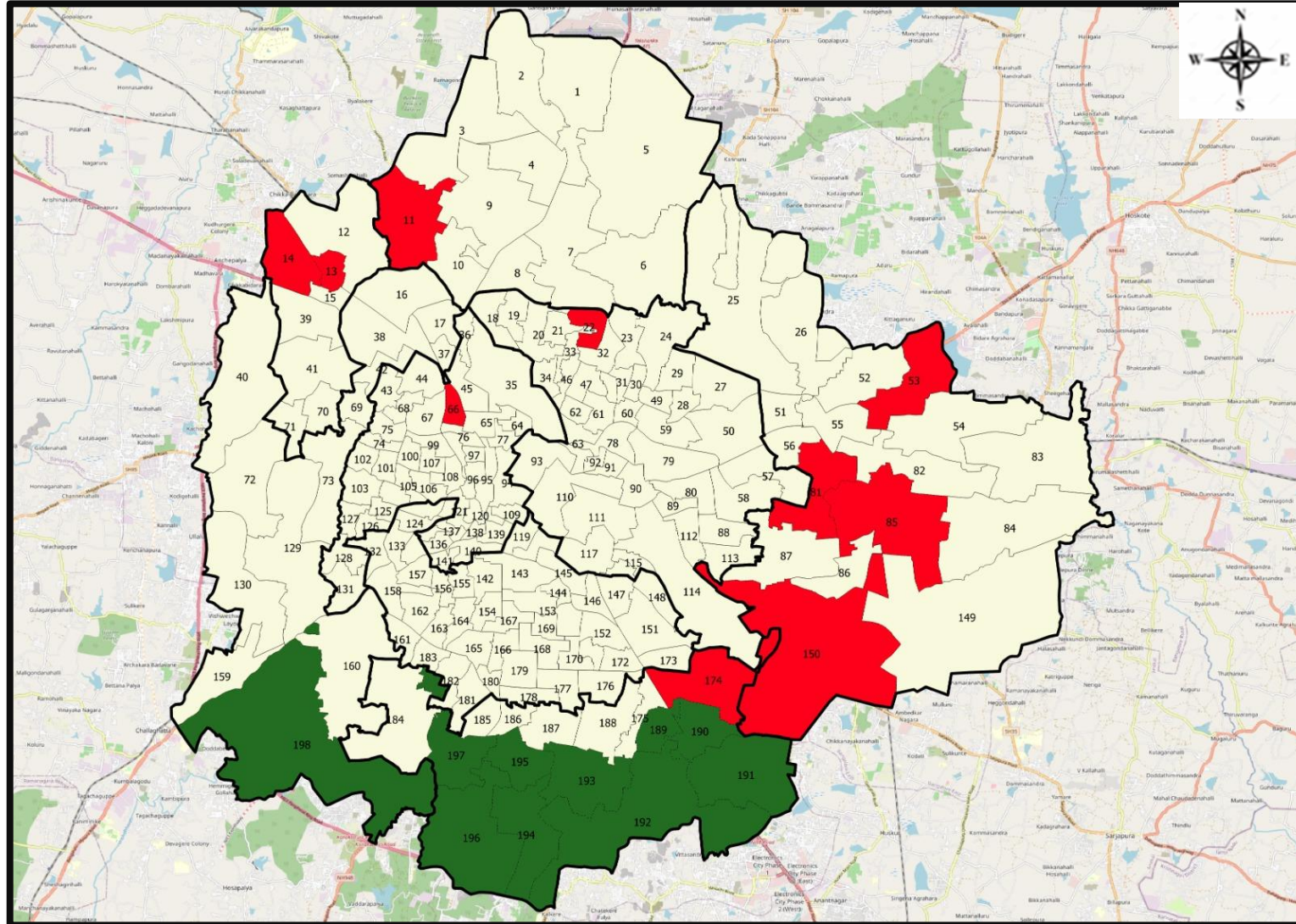


Total Test Conducted Till Date	Test Conducted Last 24 hours	Last 7 Days Average
3,24,36,146	1,082	985





BENGALURU URBAN MAP SHOWING TREND OF POSITIVE CASES IN LAST 7 DAYS



Top 10 wards reporting highest number of positive cases in last 10 days

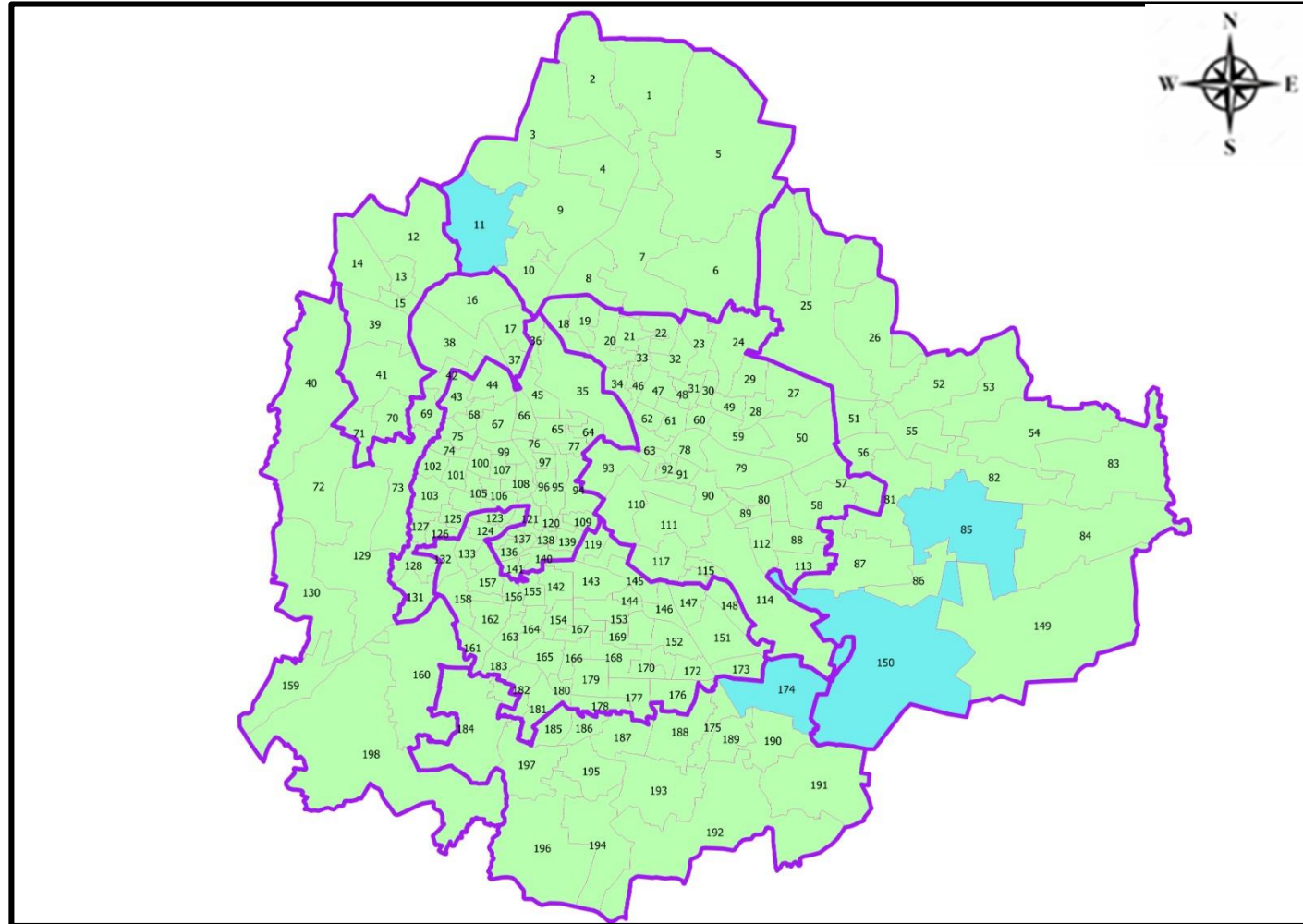
Ward No.	Ward Name	Daily Cases Average
85	Dodda Nekkundi	1
11	Kuvempu Nagar	1
150	Bellanduru	1
174	HSR Layout	1
13	Mallasandra	1
14	Bagalakunte	1
22	Vishwanatha Nagenahalli	1
53	Basavanapura	1
66	Subramanya Nagar	1
81	Vijnana Nagar	1







Top 10 wards reporting least number of positive cases in last 7 days

Ward No.	Ward Name	Daily Cases Average
198	Hemmigepura	0
197	Vasanthpura	0
196	Anjanapura	0
195	Konanakunte	0
194	Gottigere	0
193	Arakere	0
192	Begur	0
191	Singasandra	0
190	Mangammanapalya	0
189	Hongasandra	0



BENGALURU MAP SHOWING INTENSITY OF POSITIVE CASES IN LAST 7 DAYS



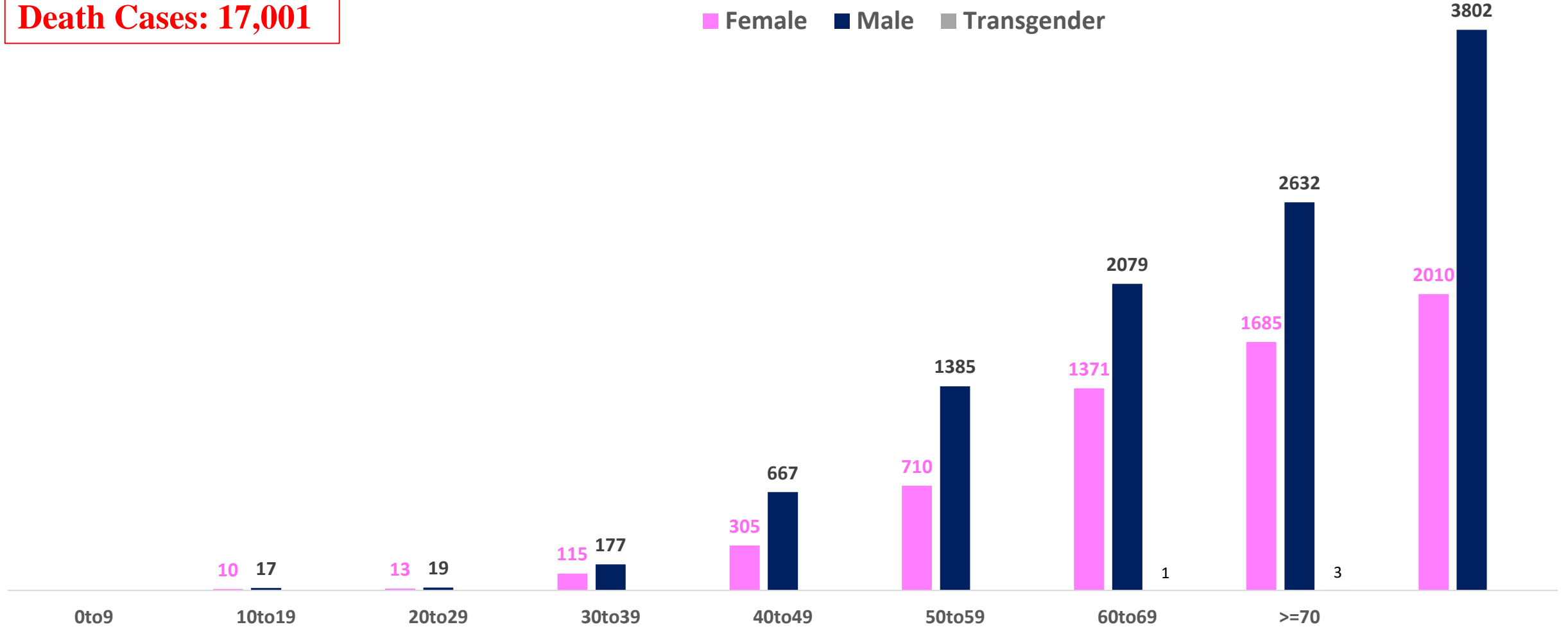
-  Level 1 : 0 to 1 Cases
-  Level 2 : 1 to 3 Cases
-  Level 3 : 3 to 5 Cases
-  Level 4 : 5 to 10 Cases
-  Level 5 : More than 10 Cases
-  Zone Boundaries



AGE AND GENDER WISE DISTRIBUTION OF DEATH CASES



Death Cases: 17,001





SNAPSHOT OF COVID-19 CASES IN BENGALURU URBAN



**Total Wards With
< = 1 Cases* :
183**

**Tests Conducted
on 13.06.2023:
1,082**

**Recovery
Rate*:
99.10%**

**Total
Active Cases :
10**

**Total Vaccinated
on 13.06.2023:
1**





**Positivity
Rate* :
0.45%**

**Active
Rate*:
0.00%**

**Case
Fatality Rate* :
0.00%**

*Total positive cases In the past 7 days

*CFR and positivity is for Past 7 days

Download BBMP Bulletin	https://apps.bbmpgov.in/covid19/mediabulletin.php
To register for vaccination :	https://selfregistration.cowin.gov.in/
BBMP COVID19 Dashboard:	https://apps.bbmpgov.in/covid19/
Follow us on:	 www.facebook.com/bbmp.comm1/
	 twitter.com/BBMPCOMM
	  BBMPSplHealth

Issued by:

Honorable Chief Commissioner, BBMP
Special Commissioner Health, BBMP
MD, Bengaluru Smart City Limited

THANK YOU !

